

# Reception

All about the number 6!

Please also look at Numberblocks Series 2  
Episode 1 - Six


[BBC iPlayer - Numberblocks - Series 2: Six](#)

Please note – we don't need the children to use the addition symbol – yet!




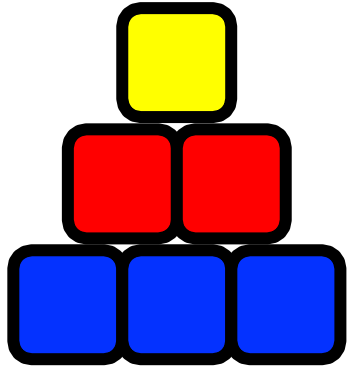
# Number of the week... 6!

Notes for teachers in school or at home:

- This week is about learning the number 6 really well.
- Recognise the common patterns of 6: dice, fingers, dominoes, arranging toys!
- Count forwards to 6 and backwards to 0.
- Know that 6 is made of these parts.:
  - 3 and 3
  - 2 and 4
  - 1 and 4.



# Patterns



Look at these patterns.

Can you copy them?

Play 'Odd-one out'.  
Which one does not show 6?

Make or draw different patterns for 6.

# Count up and down

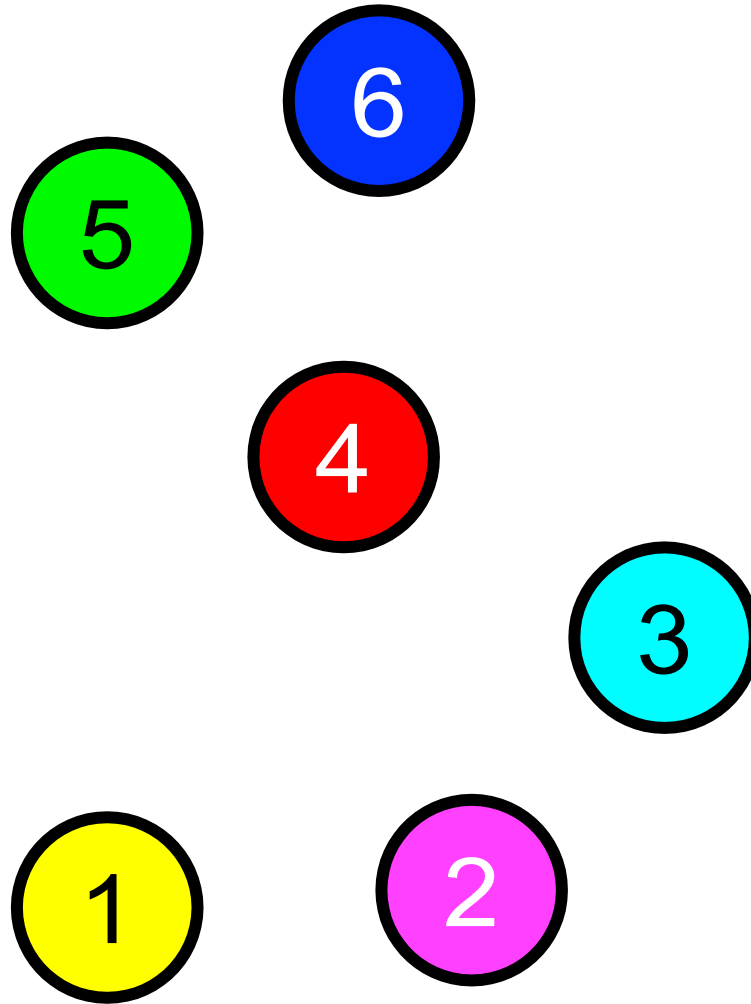
Follow the numbers  
in order.

Count up and  
down!

Do 6 exercises.

Make a hopscotch  
track up to 6.

Count up and  
down.





Count up and down  
on your fingers.

Speed up and slow  
down.

Draw a picture  
about 6.

Include 6 trees, 6  
people, 6 stars, 6  
animals, 6  
rockets...

# Parts of 6




4 and 2  
makes 6!

Use 6 blocks.  
Make 2 towers. How tall  
is each tower.

Try different ways. Can  
they balance?


Play with 6 toys.  
Some live in the blue  
house, some in the red  
house.

How many in each  
house?










Three in the  
blue house.  
How many in  
the red  
house?


# Use what you know...



Make 6 by choosing dice




Work out the missing numbers.



Learn these 3 bonds to 6 off by heart.

# Number friends



Which numbers are NEXT to 6?

Which are near to 6?  
Which are further away?

6 is one more

6 is one less

One less than 6 is

10 is 6 and

Show 6 on 2 hands.

Learn different ways and play Quickfire 6

# This week we learned...

- 1) Patterns of 6 objects.
- 2) To count up to 6 and down again!
- 3) Numbers that add to make 6.
  - a) 3 and 3
  - b) 2 and 4
  - c) 1 and 5
- 4) How 6 fits in with other numbers near to it.

Well done! See you next week.