

Reception


Number Fluency

Number 7



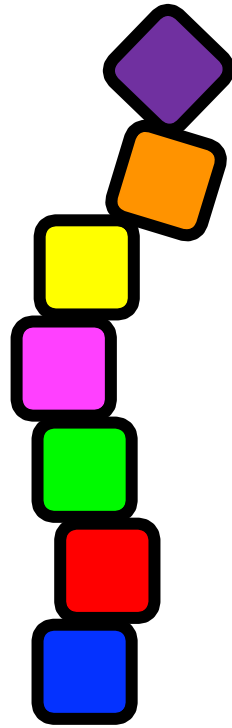
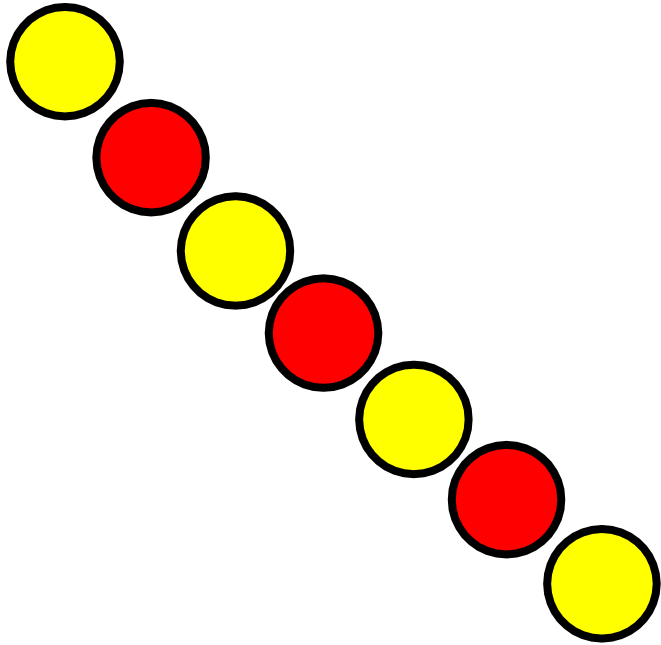
Number of the week... 7!

Notes for teachers in school or at home:

- This week is about learning the number really well.
- Recognise the common patterns of 7, especially making 7 on two hands, making 'steps' of 1, 2, 3, 4 up to 7
- Count to 7. Know when to stop.
- Know that 7 is made of these parts:
 - 3 and 4
 - 2 and 5
 - 1 and 6.



Patterns



Draw 7 shapes in a line.

Make a repeating colour pattern.

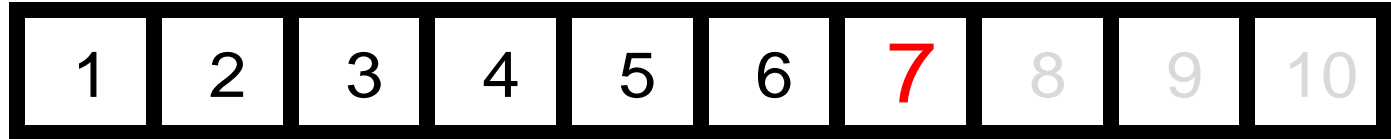
Make a tower of 7.
Can you split it into two equal towers?

Find smaller numbers in a pattern of 7

Count 7

Count up to 7.


Do you know when to stop?



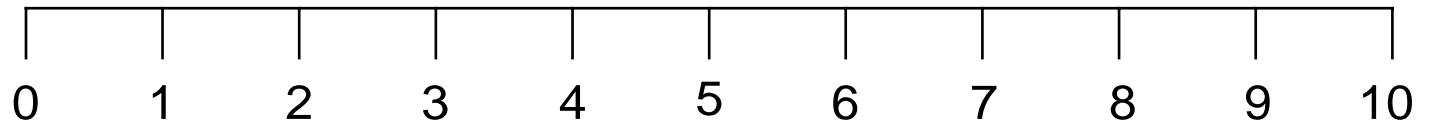
Find a large pile of blocks or toys.

Count out 7 from the pile.

Do you know when you have reached 7?



Count down to 0 from 7.
Find the right place to start.



Parts of 7



Practice different ways
to show 7 on your
fingers.

Play SHOW ME 7.

Can your fingers
remember the different
ways to do it?

A game for 2 people

Use one hand each.

Make 7 together!



I show you 4



So I show...

Number friends



Which numbers are NEXT to 7?

Which are near to 7?
Which are further away?

7 is one more than...

7 is one less than...

One less than 7 is ...

One more than 7 is ...

