

Reception

Number fluency


The number 8

[BBC iPlayer - Numberblocks - Series 2: Eight](#)

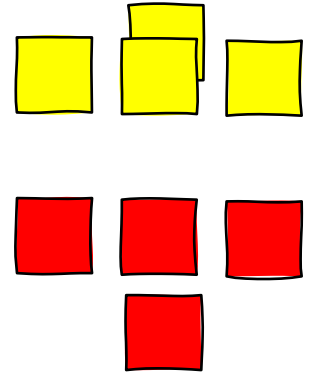
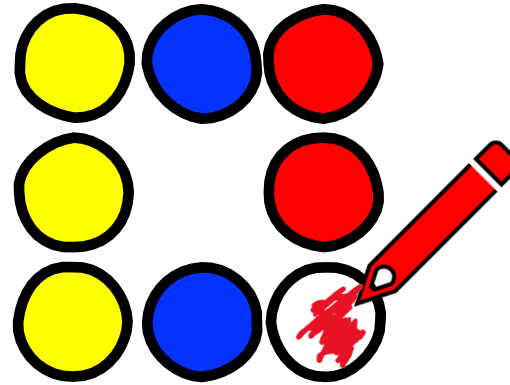
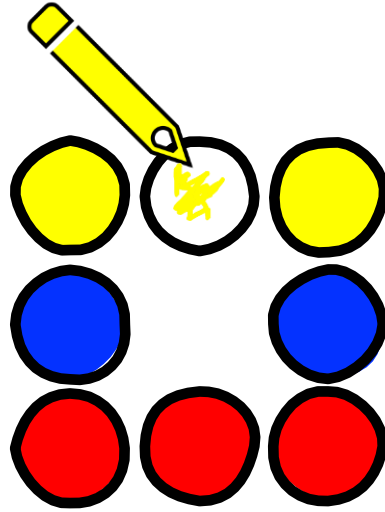

Number of the week... 8!

Notes for teachers in school or at home:

- This week is about learning the number 8 really well.
- Recognise the common patterns of 8: dice, fingers, double 4 fingers on two hands,
- Count forwards to 8 and backwards to 0.
- Know that 8 is made of these parts:
 - 4 and 4
 - 3 and 5
 - 2 and 6
 - 1 and 7.



Patterns



Look at this pattern
of 8 circles.


Can you copy it?

Now colour it.

Try a few different
ways

Invent your own
colourful 8
patterns.
Use lots of
different things

Count up and down...



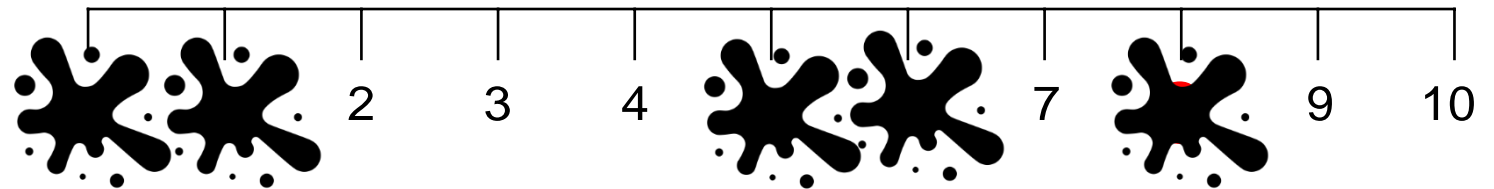
Oh no!
The numbers have
been mixed up!

Can you put them
back in order?

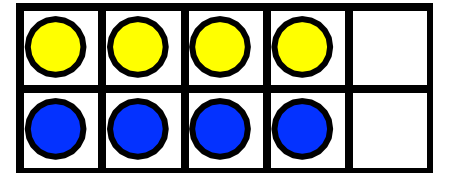

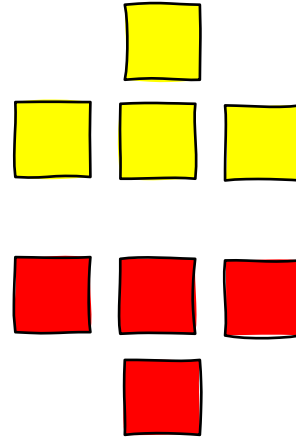

Not again!

The paint has
spilled.

Where has 8 gone?

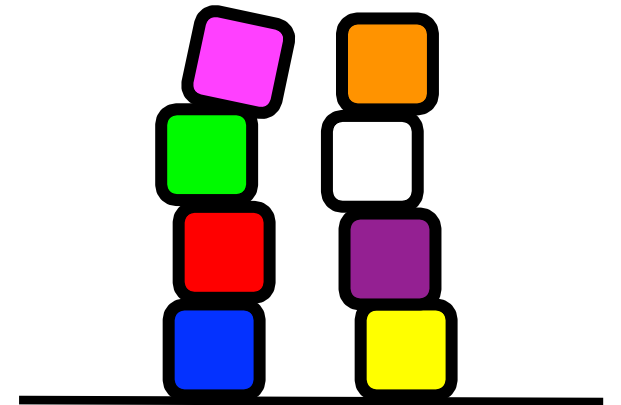
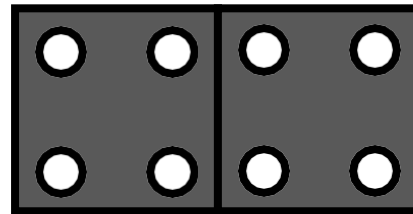


Parts of 8




Look at all these way of
making 8.


What do you notice?



Use what you know...



0	1	2	3	4	5	6	7	8	9	10
---	---	---	---	---	---	---	---	---	---	----



Learn these finger facts for 8.
Practice showing 8 with your fingers or
with other items.
How many different ways can you show
8?



Make your own
number track.

Which numbers are NEXT
to 8?

Which are near 8?
Which are further away?

8 is one
more than...

8 is one less
than...

One less
than 8 is ...

One more
than 8 is ...